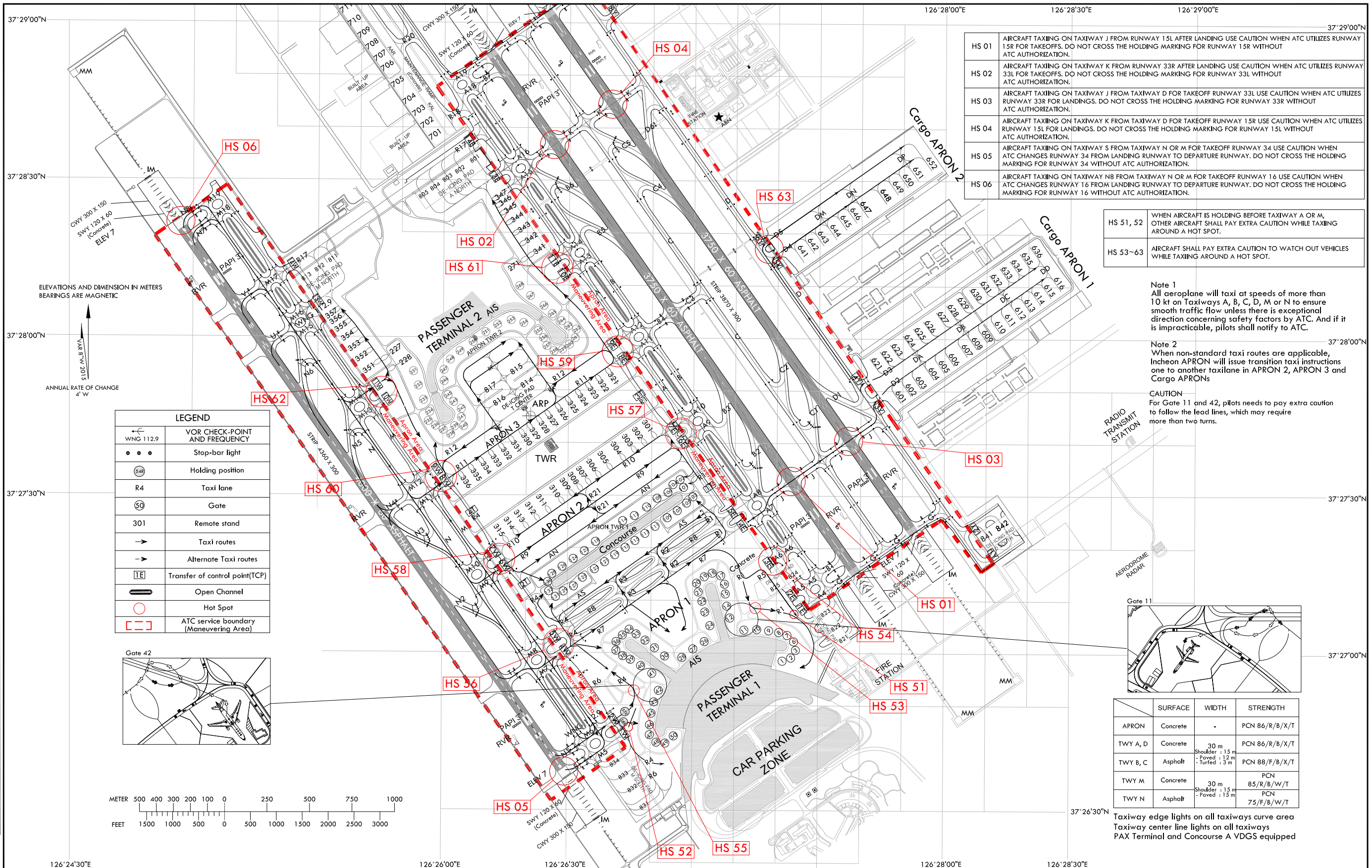


**AERODROME GROUND
MOVEMENT CHART - ICAO**

APRON ELEV 6 m

TWR	118.8	118.2
GND	121.7	121.75
APRON	121.65	122.175 121.8 121.875

**SEOUL / Incheon Intl
RWY 16, 34 ARRIVAL**



HS 01	AIRCRAFT TAXIING ON TAXIWAY J FROM RUNWAY 15L AFTER LANDING USE CAUTION WHEN ATC UTILIZES RUNWAY 15R FOR TAKEOFFS. DO NOT CROSS THE HOLDING MARKING FOR RUNWAY 15R WITHOUT ATC AUTHORIZATION.
HS 02	AIRCRAFT TAXIING ON TAXIWAY K FROM RUNWAY 33R AFTER LANDING USE CAUTION WHEN ATC UTILIZES RUNWAY 33L FOR TAKEOFFS. DO NOT CROSS THE HOLDING MARKING FOR RUNWAY 33L WITHOUT ATC AUTHORIZATION.
HS 03	AIRCRAFT TAXIING ON TAXIWAY J FROM TAXIWAY D FOR TAKEOFF RUNWAY 33L USE CAUTION WHEN ATC UTILIZES RUNWAY 33R FOR LANDINGS. DO NOT CROSS THE HOLDING MARKING FOR RUNWAY 33R WITHOUT ATC AUTHORIZATION.
HS 04	AIRCRAFT TAXIING ON TAXIWAY K FROM TAXIWAY D FOR TAKEOFF RUNWAY 15R USE CAUTION WHEN ATC UTILIZES RUNWAY 15L FOR LANDINGS. DO NOT CROSS THE HOLDING MARKING FOR RUNWAY 15L WITHOUT ATC AUTHORIZATION.
HS 05	AIRCRAFT TAXIING ON TAXIWAY S FROM TAXIWAY N OR M FOR TAKEOFF RUNWAY 34 USE CAUTION WHEN ATC CHANGES RUNWAY 34 FROM LANDING RUNWAY TO DEPARTURE RUNWAY. DO NOT CROSS THE HOLDING MARKING FOR RUNWAY 34 WITHOUT ATC AUTHORIZATION.
HS 06	AIRCRAFT TAXIING ON TAXIWAY N8 FROM TAXIWAY N OR M FOR TAKEOFF RUNWAY 16 USE CAUTION WHEN ATC CHANGES RUNWAY 16 FROM LANDING RUNWAY TO DEPARTURE RUNWAY. DO NOT CROSS THE HOLDING MARKING FOR RUNWAY 16 WITHOUT ATC AUTHORIZATION.

HS 51, 52	WHEN AIRCRAFT IS HOLDING BEFORE TAXIWAY A OR M, OTHER AIRCRAFT SHALL PAY EXTRA CAUTION WHILE TAXIING AROUND A HOT SPOT.
HS 53-63	AIRCRAFT SHALL PAY EXTRA CAUTION TO WATCH OUT VEHICLES WHILE TAXIING AROUND A HOT SPOT.

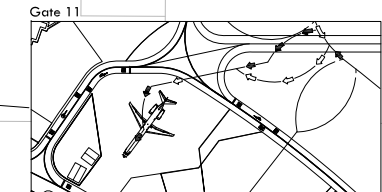
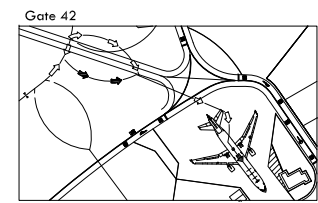
Note 1
All aeroplane will taxi at speeds of more than 10 kt on Taxiways A, B, C, D, M or N to ensure smooth traffic flow unless there is exceptional direction concerning safety factors by ATC. And if it is impracticable, pilots shall notify to ATC.

Note 2
When non-standard taxi routes are applicable, Incheon APRON will issue transition taxi instructions one to another taxiway in APRON 2, APRON 3 and Cargo APRONS

CAUTION
For Gate 11 and 42, pilots needs to pay extra caution to follow the lead lines, which may require more than two turns.

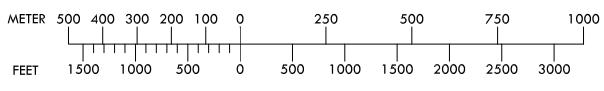
LEGEND

←	VOR CHECK-POINT AND FREQUENCY
WNG 112.9	
•••	Stop-bar light
(SAR)	Holding position
R4	Taxi lane
(50)	Gate
301	Remote stand
→	Taxi routes
→	Alternate Taxi routes
TE	Transfer of control point(TCP)
—	Open Channel
○	Hot Spot
---	ATC service boundary (Maneuvering Area)



	SURFACE	WIDTH	STRENGTH
APRON	Concrete	-	PCN 86/R/B/X/T
TWY A, D	Concrete	30 m	PCN 86/R/B/X/T
TWY B, C	Asphalt	Shoulder : 15 m Paved : 12 m Turfed : 3 m	PCN 88/F/B/X/T
TWY M	Concrete	30 m	PCN 85/R/B/W/T
TWY N	Asphalt	Shoulder : 15 m Paved : 15 m	PCN 75/F/B/W/T

Taxiway edge lights on all taxiways curve area
Taxiway center line lights on all taxiways
PAX Terminal and Concourse A VDGS equipped



Change : Information of ATC service boundary.